

COMMUNITY

[Log in to participate](#)

[Home](#) › [Knowledge](#) › [Guides](#) › [Canvas](#) › [Observer Guide](#)
› **How do I sign up for a Canvas account as a parent?**

How do I sign up for a Canvas account as a parent?



Parents can sign up as an observer in Canvas. Observers can link their Canvas account to their student's account so they can see assignment due dates, announcements, and other course content. Observers can view the course content but cannot participate in the course.

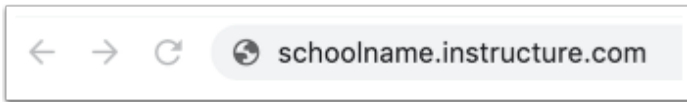
This lesson is for parents who do not have a Canvas account and want to observe their students in their courses. In order to create a Canvas account, you will need the Canvas URL associated with the school where your student is enrolled. If you do not know your school's Canvas URL, contact your student's school.

If you already have an account from your student's school, log in to Canvas using the credentials given to you.

Notes:

- If the registration banner is not available in the login page, the school has not enabled this feature. Please contact your student's school for assistance. The registration banner is enabled through Canvas authentication.
- To observe a student, you must have a [student pairing code](#).
- Once you have an account, you may be able to view student information through the Canvas Parent app. Access to the Canvas Parent app is controlled by the student's school. If you already have an account from your student's school as an observer, you can always view student information through the Canvas Parent app.

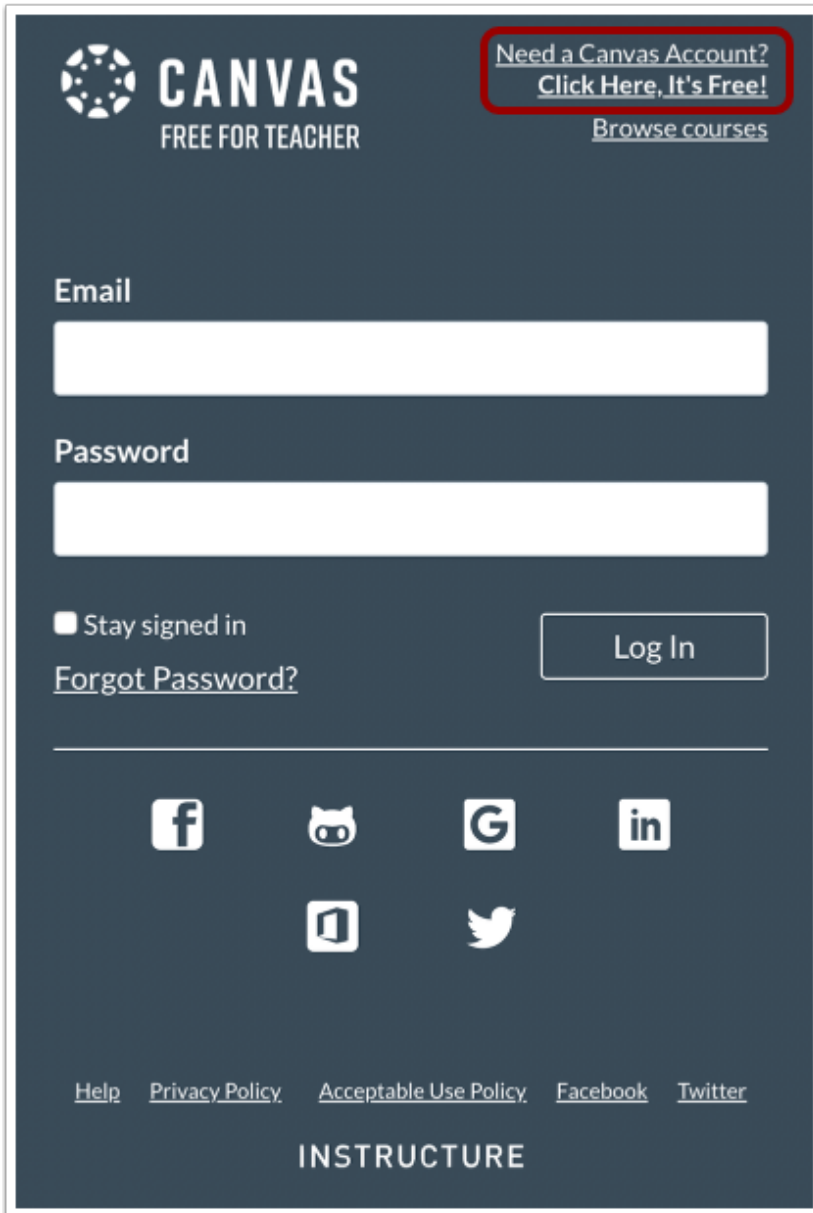
Open Canvas URL



In a browser window, enter your school's Canvas URL (e.g. schoolname.instructure.com).

Note: If you do not know your school's Canvas URL, contact your student's school.

Create Canvas Account



Click the **Need a Canvas Account?** link.

Sign Up As a Parent (Free Account)

*Sign up now,
it's free!*

I'M A
TEACHER

I'M A
STUDENT

[Parents sign up here](#)

Click the **Parents sign up here** link.

Enter Signup Details

Parent Signup ×

Your Name 1


Your Email 2

Password 3

Re-enter Password 4

Student Pairing Code 5 [What is a pairing code?](#)

6 You agree to the [terms of use](#) and acknowledge the [privacy policy](#).

7 I'm not a robot 
reCAPTCHA
Privacy - Terms

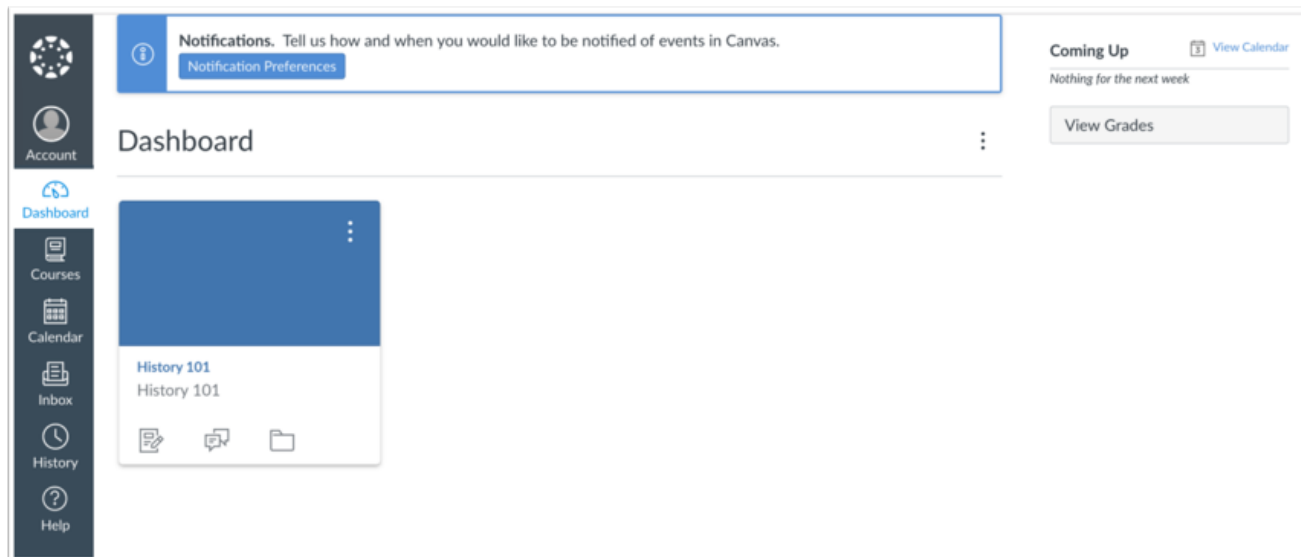
8

Enter the following information:

1. Enter your name in the **Your Name** field.
2. Enter your email in the **Your Email** field.
3. Enter your password in the **Password** field.
4. Re-enter your password in the **Re-enter Password** field.
5. Enter a pairing code to link your account to your student in the **Student Pairing Code** field.
6. Agree to the terms of use by clicking the **You agree to the terms of use** checkbox.
7. Confirm that you are not a robot by completing the Captcha form (if enabled by your student's school).
8. Click the **Start Participating** button.

Note: Students can generate pairing codes from their User Settings. Depending on school permissions, admins and instructors may also be able to generate pairing codes.

Begin Observing



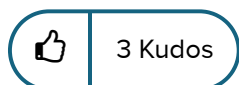
You can begin observing your student in Canvas immediately.

Learn how to observe additional students in your account.

Learn how to modify your Canvas notification preferences.

canvas

observer observer guide sign up



If you have a suggestion to improve this guide, or if you want to recommend corrections, please share your feedback

Version history

Revision #: 8 of 8

Last update: Wednesday

Updated by: **CanvasDocTeam** 

[View article history](#)

[Quick Links](#) ▾

Related Guides

How do I reset my password as an observer?

in Observer Guide [07-20-2020](#)

How do I view a QR code to log in to the Canvas mobile apps as an observer?

in Observer Guide [07-20-2020](#)

How do I accept an invitation to join a course as an observer?

in Observer Guide [07-20-2020](#)

How do I log in to Canvas as an observer?

in Observer Guide [07-20-2020](#)

Powered by

Khoros 



[Community Guidelines](#)

[Partners](#)

[Support](#)

[Try Canvas](#)

[Learn More](#)

[Security](#)

[Jobs](#)

[Guides](#)

[Developers](#)

[About Us](#)

[Releases](#)

[Open Source](#)

[Store](#)

[Status](#)



© 2020 Instructure. All rights reserved